

February Made for Mornings

Math

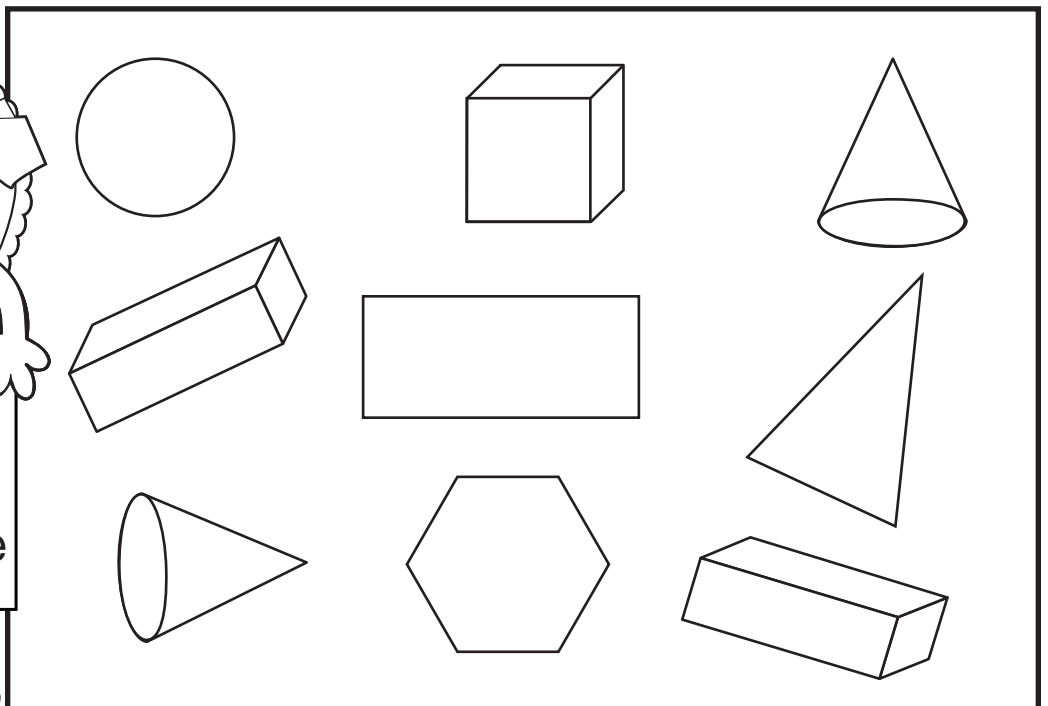



Name _____

©The Mailbox®

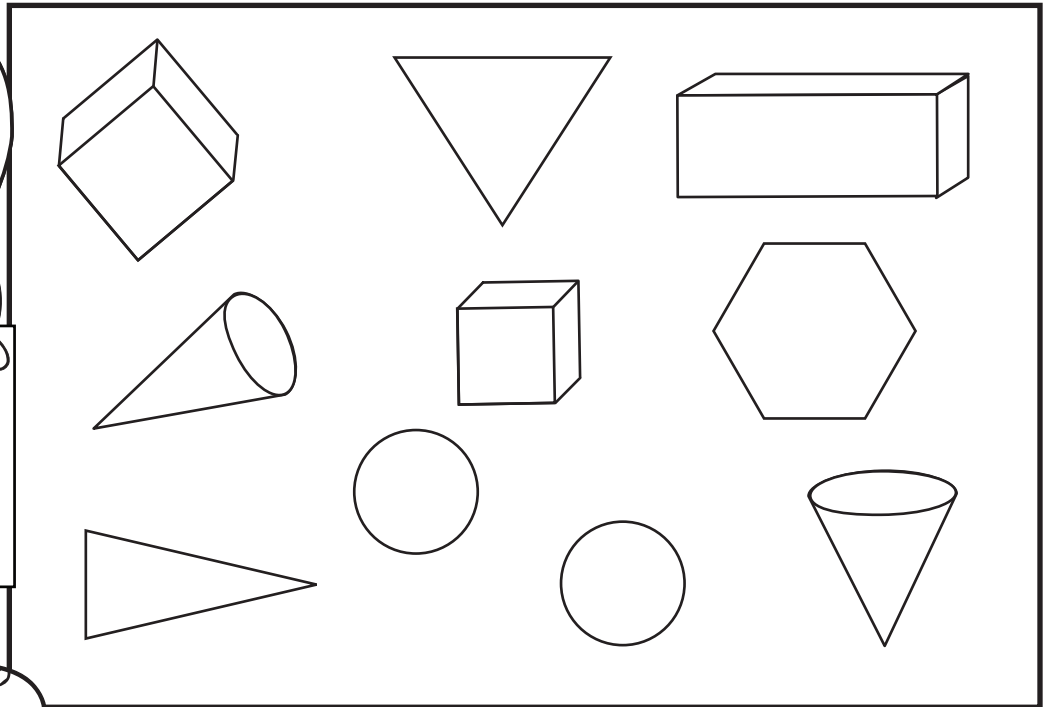

Flat and solid shapes

 Color by the code.



©The Mailbox®

 Color by the code.






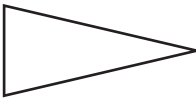

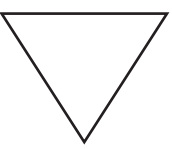

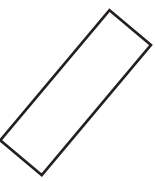




©The Mailbox®

Analyzing shapes


 Write how many sides.

 Color the shape with more sides.

 _____  _____	 _____  _____	 _____  _____
 _____  _____	 _____  _____	 _____  _____

©The Mailbox®

Look at each set of tally marks.



 Circle the matching number.

<p> </p> <p>2 3 4</p>	<p> </p> <p>3 4 5</p>	<p> </p> <p>4 5 6</p>	<p> </p> <p>7 8 9</p>
<p> </p> <p>8 9 10</p>	<p> </p> <p>8 9 10</p>	<p> </p> <p>4 5 6</p>	<p> </p> <p>7 8 9</p>

Read each number.

 Draw tally marks to match.

4
3
5
7

6
9
8
10